

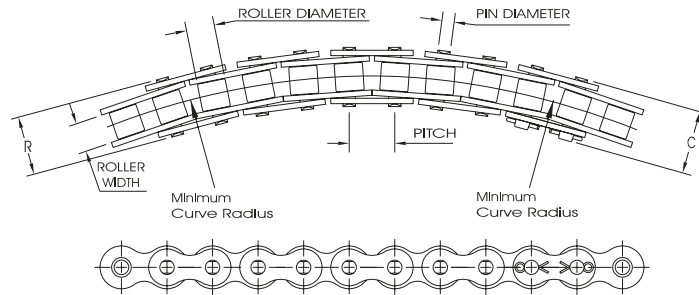


ADDITIONAL CLEARANCE CHAIN

Diamond produces two types of chain specifically designed to allow for lateral deviations that standard chains can't handle. Depending upon the application, either of these should be quite suitable.

POWER CURVE[®] CHAIN

This chain is manufactured using a pin which is both smaller in diameter and slightly longer than its Standard Series version. This design allows for extra clearance between both the pin and the bushing and in overall chain width as well.



Dimensions in Inches

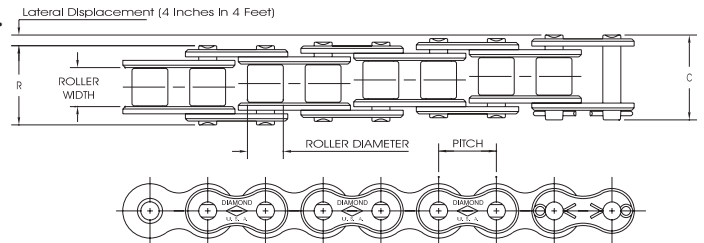
Model Number	Pitch Inches	Roller Width	Roller Diameter	Pin Diameter	Link Plate Thickness	C	R	Min. Lateral Radius	Pounds Per Foot	Average Tensile Strength
40LG	1/2	5/16	.312	.136	.060	.77	.69	14	.39	2400
50LG	5/8	3/8	.400	.172	.080	.90	.86	16	.66	4600
60LG	3/4	1/2	.469	.200	.094	1.14	1.07	22	.94	6100
80LG	1	5/8	.625	.281	.125	1.47	1.35	36	1.60	11500

Consult Diamond for standard attachment availability.

TUF-FLEX[®] CHAIN

TUF-FLEX chain is designed to handle shaft or sprocket misalignment more than lateral turns. TUF-FLEX chains can handle up to four inches of lateral displacement in every four feet of chain length and up to eight degrees of axial twist.

TUF-FLEX is a rugged power transmission chain especially engineered to provide extra durability and unusual flexibility to meet the strenuous service demanded by heavy-duty construction machinery.



Dimensions in Inches

Model Number	Pitch Inches	Roller Width	Roller Diameter	Pin Diameter	Link Plate Thickness	C	R	Pounds Per Foot	Average Tensile Strength
120-C	1 1/2	1	.875	.437	.187	2.16	2.02	3.69	34000
140-C	1 3/4	1	1.000	.500	.219	2.33	2.16	5.00	46000
160-HC	2	1 1/4	1.125	.562	.281	2.86	2.68	7.09	70000
200-C	2 1/2	1 1/2	1.562	.781	.312	3.45	3.14	10.65	95000



NOTHING OUTLASTS A DIAMOND.®

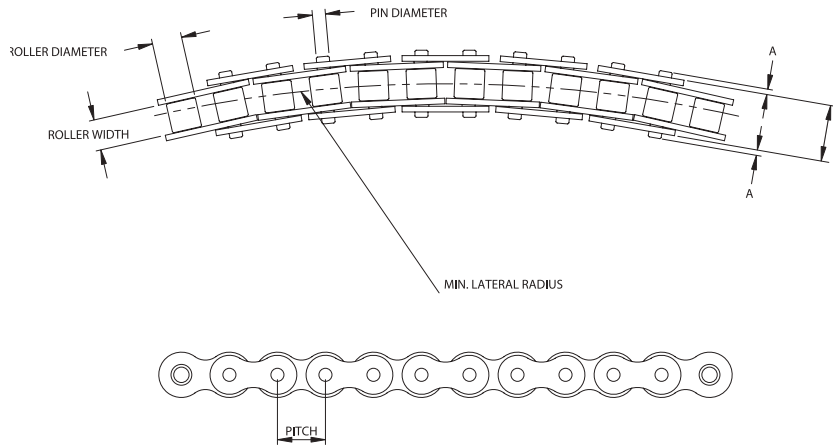


STRAIGHT RUNNING AND SIDE-FLEXING ROLLER CHAIN

Base chains are designed with specially extended pins to retain plastic “snap on” flat top plates. Diamond offers chains for both straight running and side-flexing applications. These chains can be used with standard ASME/ANSI 40 and ASME/ANSI 60 sprockets. Chains are available both in carbon steel and stainless steel material.

Note: Diamond does not offer the plastic flat top plates.

#43 SB and #63 SB Side-Flexing Roller Chain For Plastic “Snap On” Flat Top Chains

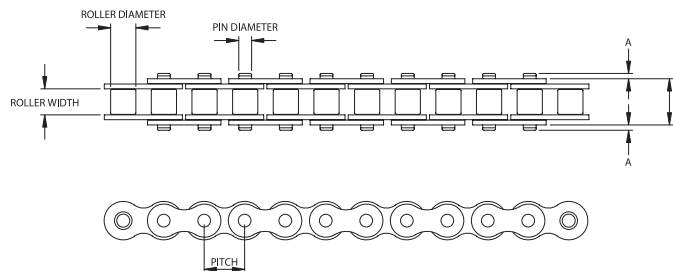


Dimensions in inches

Model Number	Pitch Inches	Roller Width	Roller Diameter	Pin Diameter	Link Plate Thickness	A	B	Min. Lateral Radius	Pounds Per Foot	Average Tensile Strength
43 SB	1/2	5/16	.312	.136	.060	.056	.588	14	.390	2400
63 SB	3/4	1/2	.469	.200	.094	.120	.900	22	.940	6100

Chain is also available in stainless steel. Diamond 43 SB SS and 63 SB SS.

#43 and #63 Straight Running Roller Chain For Plastic “Snap On” Plastic Chains



Dimensions in inches

Model Number	Pitch Inches	Roller Width	Roller Diameter	Pin Diameter	Link Plate Thickness	A	B	Pounds Per Foot	Average Tensile Strength
43	1/2	5/16	.312	.156	.060	.065	.568	.410	4000
63	3/4	1/2	.469	.234	.094	.105	.898	.990	8500

Chain is also available in stainless steel. Diamond 43 SS and 63 SS.

SPECIAL CLEARANCE - CHAIN DESCRIPTIONS AND DIMENSIONS

For more information on the Diamond Chain Company, its products, and its services, please visit us at www.diamondchain.com or by calling 1-877-484-6536.