



## **Diamond Chain**

**ISO/British Standard Roller Chain**

---

From standard drive chains to specialty applications,  
**Nothing Outlasts a Diamond<sup>®</sup>.**

# Diamond Chain Company

Since 1890, Diamond has been focused on producing the world's best roller chain. The Wright Brothers and Henry Ford chose Diamond chain for the same performance standards that drive thousands to choose Diamond today.

Diamond Chain is part of the Timken Company, a global industrial leader of engineered bearings and mechanical power transmission products. By leveraging Timken's technical, manufacturing, and distribution resources, Diamond Chain is well positioned to deliver innovative products with unrivaled quality.



## The Diamond Difference is our Commitment to Quality

While a roller chain may initially appear to be a simple product, a section of five meter chain contains over a thousand parts – each one a potential point for failure. The Diamond Difference is our commitment to quality that ensures you only receive the highest quality chain for your application.



### Materials

The Diamond Difference begins with alloy steels that meet exacting standards of impact tensile and fatigue strength.

### Heat Treatment

Strict control of atmosphere, time, and temperature optimize the material properties – increasing strength, durability, and wear resistance.

### Fabrication

Diamond Chain manufactures each component to exacting standards for optimal performance.

### Shot Peening

A proprietary shot peening process improves fatigue resistance by applying consistent compressive stresses.

### Lubrication

Enhanced corrosion protection and extended wear life are provided by proprietary lubrication and a “hot dip” process on all lubricated chains.

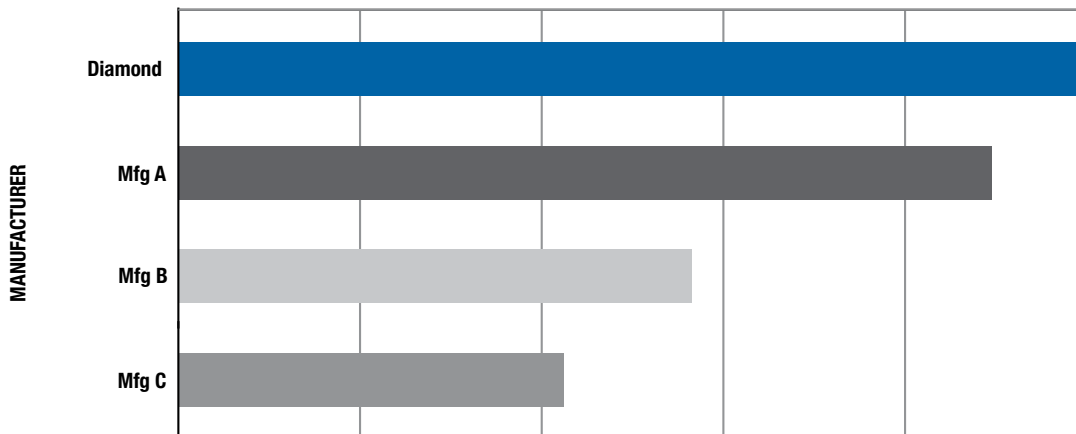
### Preloading

Chains are dynamically preloaded (prestressed) to firmly seat the pins and bushings. This reduces initial run-in and extends wear life.

Diamond ISO/British Standard chain delivers best-in-class wear performance against the competition.

### Nothing Outlasts a Diamond.

ISO/British Standard 10B-1 Accelerated Wear Test (time to wear limit)



Accelerated Test Conditions : 1,172 rpm, 404.79 N tension, 3.5 horsepower, 21T x 21T sprockets

# ISO/British Standard Roller Chain



ISO/British Standard  
Roller Chain

## Diamond ISO/British Standard Roller Chain

Diamond is widely recognized as being the best performing chain for the most demanding applications.

Both Diamond ISO/British Standard and ANSI Standard roller chain are produced using the same performance-focused design and manufacturing principles.

The Diamond Difference – a unique skill and knowledge set covering material specifications, fabrication, assembly, and lubrication – has guided Diamond’s nearly 130-year history.

Diamond offers a wide variety of ISO/British Standard roller chains. All chains in this section adhere to the ISO standards (IS 606, BS228, DIN 8187) for dimensions, interoperability and sprocket fit.

This section covers the following ISO/British Standard roller chain types and options:

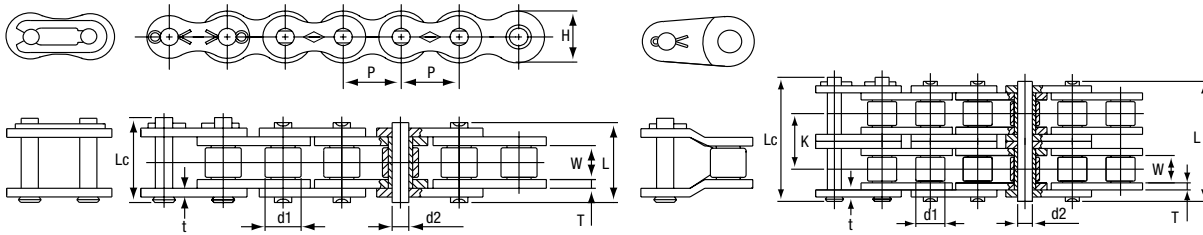
Carbon Steel	Carbon steel roller chain offers superior wear and fatigue performance in industrial applications.
Oval Contour	Oval contour roller chain features full oval contour linkplates for maximum plate rigidity in fatigue-critical applications.
Stainless Steel	Stainless steel roller chain is engineered for applications involving frequent water washdowns or exposure to chemicals (food and beverage, packaging, meat processing, baking, fertilizer, pharmaceutical, or medical applications).
Attachments	A list of attachments is available for ISO/British Standard roller chain at <a href="http://www.diamondchain.com">www.diamondchain.com</a> .

Please contact your sales or customer service representative for additional information on ISO/British Standard roller chain attachments.

Mounting instructions can be found at [diamondchain.com](http://diamondchain.com).

# Diamond ISO/British Standard Carbon Steel Chain

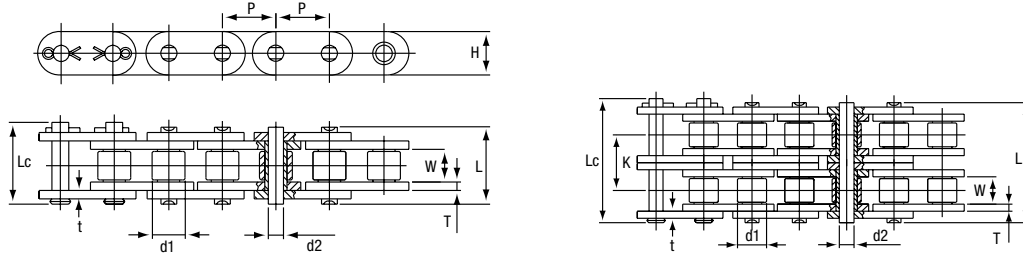
Diamond ISO/British Standard carbon steel chain is manufactured to ISO standards (IS 606, BS228, DIN 8187) for dimensions, interoperability, and sprocket fit. Connecting links are spring clip type for sizes up to DMD-16B, and cotter type for sizes DMD-20B and up.



Diamond Part Number	Pitch (P)	Roller Width (W)	Roller Diameter (d1)	Pin Diameter (d2)	Roller Link Plate Thickness (T)	Pin Link Plate Thickness (t)	Chain Width, Cottered (Lc)	Chain Width Riveted (L)	Center to Center (K)	Max Link Plate Height (H)	Avg. Weight	Avg. Tensile Strength
	mm in	mm in	mm in	mm in	mm in	mm in	mm in	mm in	mm in	mm in	kg/m lb/ft	kN lbf
DMD-05B-1	8.00 0.315	3.00 0.118	5.00 0.197	2.31 0.091	0.75 0.030	0.75 0.030	11.70 0.461	8.60 0.339	-	7.10 0.280	0.09 0.063	5.88 1.323
DMD-06B-1	9.53 0.375	5.72 0.225	6.35 0.250	3.28 0.129	1.40 0.055	1.10 0.043	16.80 0.661	13.50 0.531	-	8.20 0.323	0.41 0.277	10.79 2.425
DMD-06B-2	9.53 0.375	5.72 0.225	6.35 0.250	3.28 0.129	1.40 0.055	1.10 0.043	27.10 1.067	23.80 0.937	10.24 0.403	8.20 0.323	0.79 0.528	18.63 4.189
DMD-06B-3	9.53 0.375	5.72 0.225	6.35 0.250	3.28 0.129	1.40 0.055	1.10 0.043	37.30 1.469	34.00 1.339	10.24 0.403	8.20 0.323	1.22 0.818	27.95 6.283
DMD-08B-1	12.70 0.500	7.75 0.305	8.51 0.335	4.45 0.175	1.50 0.059	1.50 0.059	20.70 0.815	17.00 0.669	-	11.80 0.465	0.70 0.469	19.12 4.299
DMD-08B-2	12.70 0.500	7.75 0.305	8.51 0.335	4.45 0.175	1.50 0.059	1.50 0.059	34.90 1.374	31.00 1.220	13.92 0.548	11.80 0.465	1.33 0.897	37.76 8.488
DMD-08B-3	12.70 0.500	7.75 0.305	8.51 0.335	4.45 0.175	1.50 0.059	1.50 0.059	48.80 1.921	44.90 1.768	13.92 0.548	11.80 0.465	2.00 1.343	56.63 12.732
DMD-10B-1	15.88 0.625	9.65 0.380	10.16 0.400	5.08 0.200	1.70 0.067	1.70 0.067	23.70 0.933	19.60 0.772	-	14.70 0.579	0.91 0.609	27.46 6.173
DMD-10B-2	15.88 0.625	9.65 0.380	10.16 0.400	5.08 0.200	1.70 0.067	1.70 0.067	40.30 1.587	36.20 1.425	16.59 0.653	14.70 0.579	1.80 1.210	54.82 12.323
DMD-10B-3	15.88 0.625	9.65 0.380	10.16 0.400	5.08 0.200	1.70 0.067	1.70 0.067	56.90 2.240	52.80 2.079	16.59 0.653	14.70 0.579	2.71 1.824	82.23 18.485
DMD-12B-1	19.05 0.750	11.68 0.460	12.07 0.475	5.72 0.225	1.80 0.071	1.80 0.071	27.30 1.075	22.70 0.894	-	16.10 0.634	1.13 0.760	32.85 7.385
DMD-12B-2	19.05 0.750	11.68 0.460	12.07 0.475	5.72 0.225	1.80 0.071	1.80 0.071	46.80 1.843	42.20 1.661	19.46 0.766	16.10 0.634	2.27 1.526	63.74 14.330
DMD-12B-3	19.05 0.750	11.68 0.460	12.07 0.475	5.72 0.225	1.80 0.071	1.80 0.071	65.50 2.579	60.90 2.398	19.46 0.766	16.10 0.634	3.42 2.301	95.62 21.495
DMD-16B-1	25.40 1.000	17.02 0.670	15.88 0.625	8.28 0.326	4.00 0.157	3.00 0.118	41.50 1.634	36.10 1.421	-	21.00 0.827	2.69 1.807	73.55 16.535
DMD-16B-2	25.40 1.000	17.02 0.670	15.88 0.625	8.28 0.326	4.00 0.157	3.00 0.118	73.40 2.890	68.00 2.677	31.88 1.255	21.00 0.827	5.30 3.559	147.10 33.069
DMD-16B-3	25.40 1.000	17.02 0.670	15.88 0.625	8.28 0.326	4.00 0.157	3.00 0.118	105.30 4.146	99.90 3.933	31.88 1.255	21.00 0.827	7.91 5.312	220.65 49.604
DMD-20B-1	31.75 1.250	19.56 0.770	19.05 0.750	10.19 0.401	4.50 0.177	3.50 0.138	49.30 1.941	43.20 1.701	-	26.40 1.039	3.92 2.637	106.40 23.920
DMD-20B-2	31.75 1.250	19.56 0.770	19.05 0.750	10.19 0.401	4.50 0.177	3.50 0.138	85.80 3.378	79.70 3.138	36.45 1.435	26.40 1.039	7.71 5.178	212.80 47.840
DMD-20B-3	31.75 1.250	19.56 0.770	19.05 0.750	10.19 0.401	4.50 0.177	3.50 0.138	122.10 4.807	116.00 4.567	36.45 1.435	26.40 1.039	11.51 7.735	319.21 71.760
DMD-24B-1	38.10 1.500	25.40 1.000	25.40 1.000	14.63 0.576	6.00 0.236	5.00 0.197	60.00 2.362	53.40 2.102	-	33.40 1.315	7.06 4.744	178.48 40.124
DMD-24B-2	38.10 1.500	25.40 1.000	25.40 1.000	14.63 0.576	6.00 0.236	5.00 0.197	107.60 4.236	101.00 3.976	48.36 1.904	33.40 1.315	13.95 9.374	356.96 80.248
DMD-24B-3	38.10 1.500	25.40 1.000	25.40 1.000	14.63 0.576	6.00 0.236	5.00 0.197	156.60 6.165	150.00 5.906	48.36 1.904	33.40 1.315	20.86 14.017	535.44 120.372
DMD-28B-1	44.45 1.750	30.99 1.220	27.94 1.100	15.90 0.626	7.40 0.291	6.40 0.252	72.50 2.854	65.10 2.563	-	37.00 1.457	8.57 5.758	225.55 50.706
DMD-28B-2	44.45 1.750	30.99 1.220	27.94 1.100	15.90 0.626	7.40 0.291	6.40 0.252	131.40 5.173	124.00 4.882	59.56 2.345	37.00 1.457	17.23 11.576	451.11 101.413
DMD-28B-3	44.45 1.750	30.99 1.220	27.94 1.100	15.90 0.626	7.40 0.291	6.40 0.252	191.40 7.535	184.00 7.244	59.56 2.345	37.00 1.457	25.30 16.999	676.66 152.119
DMD-32B-1	50.80 2.000	30.99 1.220	29.21 1.150	17.81 0.701	7.00 0.267	6.00 0.236	75.30 2.965	67.40 2.654	-	42.20 1.661	9.46 6.357	279.49 62.832
DMD-32B-2	50.80 2.000	30.99 1.220	29.21 1.150	17.81 0.701	7.00 0.267	6.00 0.236	133.90 5.272	126.00 4.961	58.55 2.305	42.20 1.661	18.63 12.520	558.98 125.664
DMD-32B-3	50.80 2.000	30.99 1.220	29.21 1.150	17.81 0.701	7.00 0.267	6.00 0.236	194.90 7.673	187.00 7.362	58.55 2.305	42.20 1.661	27.93 18.768	838.47 188.496

## Diamond ISO/British Standard Oval Contour Chain

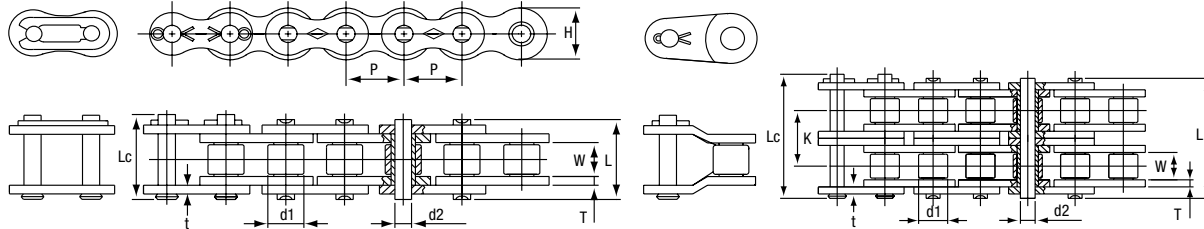
Diamond ISO/British Standard oval contour roller chain features full oval contour linkplates for maximum plate rigidity in high load-fatigue applications. Connecting links are spring clip type for sizes up to DMD-16B, and cotter type for sizes DMD-20B and up.



Diamond Part Number	Pitch (P)	Roller Width (W)	Roller Diameter (d1)	Pin Diameter (d2)	Roller Link Plate Thickness (T)	Pin Link Plate Thickness (t)	Chain Width. Cottered (LC)	Chain Width. Riveted (L)	Center to Center (K)	Max Link Plate Height (H)	Avg. Weight	Avg. Tensile Strength
	mm in	mm in	mm in	mm in	mm in	mm in	mm in	mm in	mm in	mm in	kg/m lb/ft	kN lbf
<b>DMD-08BOC</b>	<b>12.70</b> 0.500	<b>7.75</b> 0.305	<b>8.51</b> 0.335	<b>4.45</b> 0.175	<b>1.50</b> 0.059	<b>1.50</b> 0.059	<b>20.70</b> 0.815	<b>17.00</b> 0.669	- -	<b>11.80</b> 0.465	<b>0.76</b> 0.508	<b>19.12</b> 4.299
<b>DMD-08BOC-2</b>	<b>12.70</b> 0.500	<b>7.75</b> 0.305	<b>8.51</b> 0.335	<b>4.45</b> 0.175	<b>1.50</b> 0.059	<b>1.50</b> 0.059	<b>34.90</b> 1.374	<b>31.00</b> 1.220	<b>13.92</b> 0.548	<b>11.80</b> 0.465	<b>1.44</b> 0.965	<b>37.76</b> 8.488
<b>DMD-10BOC</b>	<b>15.88</b> 0.625	<b>9.65</b> 0.380	<b>10.16</b> 0.400	<b>5.08</b> 0.200	<b>1.70</b> 0.067	<b>1.70</b> 0.067	<b>23.70</b> 0.933	<b>19.60</b> 0.772	- -	<b>14.70</b> 0.579	<b>0.98</b> 0.660	<b>27.46</b> 6.173
<b>DMD-10BOC-2</b>	<b>15.88</b> 0.625	<b>9.65</b> 0.380	<b>10.16</b> 0.400	<b>5.08</b> 0.200	<b>1.70</b> 0.067	<b>1.70</b> 0.067	<b>40.30</b> 1.587	<b>36.20</b> 1.425	<b>16.59</b> 0.653	<b>14.70</b> 0.579	<b>1.94</b> 1.306	<b>54.82</b> 12.323
<b>DMD-12BOC</b>	<b>19.05</b> 0.750	<b>11.68</b> 0.460	<b>12.07</b> 0.475	<b>5.72</b> 0.225	<b>1.80</b> 0.071	<b>1.80</b> 0.071	<b>27.30</b> 1.075	<b>22.70</b> 0.894	- -	<b>16.10</b> 0.634	<b>1.22</b> 0.820	<b>31.87</b> 7.165
<b>DMD-12BOC-2</b>	<b>19.05</b> 0.750	<b>11.68</b> 0.460	<b>12.07</b> 0.475	<b>5.72</b> 0.225	<b>1.80</b> 0.071	<b>1.80</b> 0.071	<b>46.80</b> 1.843	<b>42.20</b> 1.661	<b>19.46</b> 0.766	<b>16.10</b> 0.634	<b>2.45</b> 1.647	<b>63.74</b> 14.330
<b>DMD-16BOC</b>	<b>25.40</b> 1.000	<b>17.02</b> 0.670	<b>15.88</b> 0.625	<b>8.28</b> 0.326	<b>4.00</b> 0.157	<b>3.20</b> 0.126	<b>41.50</b> 1.634	<b>36.10</b> 1.421	- -	<b>21.00</b> 0.827	<b>2.90</b> 1.952	<b>73.55</b> 16.535
<b>DMD-16BOC-2</b>	<b>25.40</b> 1.000	<b>17.02</b> 0.670	<b>15.88</b> 0.625	<b>8.28</b> 0.326	<b>4.00</b> 0.157	<b>3.20</b> 0.126	<b>73.40</b> 2.890	<b>68.00</b> 2.677	<b>31.88</b> 1.255	<b>21.00</b> 0.827	<b>5.72</b> 3.846	<b>147.10</b> 33.069

## Diamond ISO/British Standard Stainless Steel Chain

Diamond ISO/British Standard stainless steel chain is manufactured to ISO standards (IS 606, BS228, DIN 8187) for dimensions, interchangeability, and sprocket fit. All chain components are made from 300 series (austenitic) stainless steel. Connecting links are spring clip type for sizes up to DMD-16B, and cotter type for sizes DMD-20B and up.



Diamond Part Number	Pitch (P)	Roller Width (W)	Roller Diameter (d1)	Pin Diameter (d2)	Roller Link Plate Thickness (T)	Pin Link Plate Thickness (t)	Chain Width. Cottered (LC)	Chain Width. Riveted (L)	Center to Center (K)	Max Link Plate Height (H)	Avg. Weight	Avg. Tensile Strength
	mm in	mm in	mm in	mm in	mm in	mm in	mm in	mm in	mm in	mm in	kg/m lb/ft	kN lbf
<b>DMD-06B-1SS</b>	<b>9.53</b> 0.375	<b>5.72</b> 0.225	<b>6.35</b> 0.250	<b>3.28</b> 0.129	<b>1.40</b> 0.055	<b>1.10</b> 0.043	<b>16.80</b> 0.661	<b>13.50</b> 0.531	- -	<b>8.20</b> 0.323	<b>0.42</b> 0.281	<b>10.79</b> 2.425
<b>DMD-06B-2SS</b>	<b>9.53</b> 0.375	<b>5.72</b> 0.225	<b>6.35</b> 0.250	<b>3.28</b> 0.129	<b>1.40</b> 0.055	<b>1.10</b> 0.043	<b>27.10</b> 1.067	<b>23.80</b> 0.937	<b>10.24</b> 0.403	<b>8.20</b> 0.323	<b>0.80</b> 0.539	<b>18.63</b> 4.189
<b>DMD-08B-1SS</b>	<b>12.70</b> 0.500	<b>7.75</b> 0.305	<b>8.51</b> 0.335	<b>4.45</b> 0.175	<b>1.50</b> 0.059	<b>1.50</b> 0.059	<b>20.70</b> 0.815	<b>17.00</b> 0.669	- -	<b>11.80</b> 0.465	<b>0.70</b> 0.468	<b>19.12</b> 4.299
<b>DMD-08B-2SS</b>	<b>12.70</b> 0.500	<b>7.75</b> 0.305	<b>8.51</b> 0.335	<b>4.45</b> 0.175	<b>1.50</b> 0.059	<b>1.50</b> 0.059	<b>34.90</b> 1.374	<b>31.00</b> 1.220	<b>13.92</b> 0.548	<b>11.80</b> 0.465	<b>1.36</b> 0.916	<b>37.76</b> 8.488
<b>DMD-10B-1SS</b>	<b>15.88</b> 0.625	<b>9.65</b> 0.380	<b>10.16</b> 0.400	<b>5.08</b> 0.200	<b>1.70</b> 0.067	<b>1.70</b> 0.067	<b>23.70</b> 0.933	<b>19.60</b> 0.772	- -	<b>14.70</b> 0.579	<b>0.93</b> 0.622	<b>27.46</b> 6.173
<b>DMD-10B-2SS</b>	<b>15.88</b> 0.625	<b>9.65</b> 0.380	<b>10.16</b> 0.400	<b>5.08</b> 0.200	<b>1.70</b> 0.067	<b>1.70</b> 0.067	<b>40.30</b> 1.587	<b>36.20</b> 1.425	<b>16.59</b> 0.653	<b>14.70</b> 0.579	<b>1.84</b> 1.236	<b>54.82</b> 12.323
<b>DMD-12B-1SS</b>	<b>19.05</b> 0.750	<b>11.68</b> 0.460	<b>12.07</b> 0.475	<b>5.72</b> 0.225	<b>1.80</b> 0.071	<b>1.80</b> 0.071	<b>27.30</b> 1.075	<b>22.70</b> 0.894	- -	<b>16.10</b> 0.634	<b>1.15</b> 0.776	<b>32.85</b> 7.385
<b>DMD-12B-2SS</b>	<b>19.05</b> 0.750	<b>11.68</b> 0.460	<b>12.07</b> 0.475	<b>5.72</b> 0.225	<b>1.80</b> 0.071	<b>1.80</b> 0.071	<b>46.80</b> 1.843	<b>42.20</b> 1.661	<b>19.46</b> 0.766	<b>16.10</b> 0.634	<b>2.32</b> 1.561	<b>63.74</b> 14.330
<b>DMD-16B-1SS</b>	<b>25.40</b> 1.000	<b>17.02</b> 0.670	<b>15.88</b> 0.625	<b>8.28</b> 0.326	<b>4.00</b> 0.157	<b>3.20</b> 0.126	<b>41.50</b> 1.634	<b>36.10</b> 1.421	- -	<b>21.00</b> 0.827	<b>2.75</b> 1.848	<b>73.55</b> 16.535
<b>DMD-16B-2SS</b>	<b>25.40</b> 1.000	<b>17.02</b> 0.670	<b>15.88</b> 0.625	<b>8.28</b> 0.326	<b>4.00</b> 0.157	<b>3.20</b> 0.126	<b>73.40</b> 2.890	<b>68.00</b> 2.677	<b>31.88</b> 1.255	<b>21.00</b> 0.827	<b>5.42</b> 3.639	<b>147.10</b> 33.069

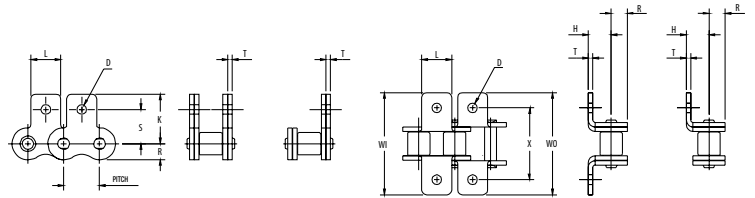
# Attachment Summary

This list provides an overview of standard attachments for Diamond ISO/British Standard roller chain. Please contact your sales or customer service representative for additional details.

Single Pitch Standard Attachments		Diamond
	Bent Linkplate - one side - one hole	A-1
	Bent Linkplate - two sides - one hole	K-1
	Wide Contour - Bent Linkplate - one side - one hole	WA-1
	Wide Contour - Bent Linkplate - one side - two holes	WA-2
	Wide Contour - Bent Linkplate - two sides - one hole	WK-1
	Wide Contour - Bent Linkplate - two sides - two holes	WK-2
	One Pin Extended	D-1

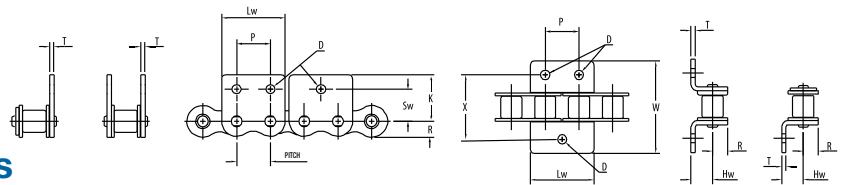
Single Pitch Standard Attachments		Diamond
	Straight Linkplate - one side - one hole	SA-1
	Straight Linkplate - two sides - one hole	SK-1
	Wide Contour - Straight Linkplate - one side - one hole	WSA-1
	Wide Contour - Straight Linkplate - one side - two holes	WSA-2
	Wide Contour - Straight Linkplate - two sides - one hole	WSK-1
	Wide Contour - Straight Linkplate - two sides - two holes	WSK-2
	Two Pins Extended	D-3

## Standard Contour Straight and Bent Attachments



Chain Size	Pitch	D	H	K	L	S	T	W	X
	mm in	mm in	mm in	mm in	mm in	mm in	mm in	mm in	mm in
06B	9.53	3.50	6.50	13.50	8.00	9.52	1.30	27.00	19.04
	0.375	0.138	0.256	0.531	0.315	0.375	0.051	1.063	0.750
08B	12.70	4.50	8.90	18.90	9.50	13.35	1.60	36.40	25.40
	0.500	0.177	0.350	0.744	0.374	0.526	0.063	1.433	1.000
10B	15.88	5.30	10.31	22.95	14.30	16.50	1.70	44.60	31.96
	0.625	0.209	0.406	0.904	0.563	0.650	0.067	1.756	1.258
12B	19.05	6.40	13.46	28.60	16.00	21.45	1.85	52.20	39.10
	0.750	0.252	0.530	1.126	0.630	0.844	0.073	2.055	1.539
16B	25.40	6.40	15.88	34.00	19.10	23.15	3.10	72.60	50.80
	1.000	0.252	0.625	1.339	0.752	0.911	0.122	2.858	2.000
20B	31.75	8.40	19.80	45.70	25.00	30.50	3.50	85.50	64.30
	1.250	0.331	0.780	1.799	0.984	1.201	0.138	3.366	2.531
24B	38.10	10.50	26.70	69.55	30.00	36.00	4.80	108.40	76.20
	1.500	0.413	1.051	2.738	1.181	1.417	0.189	4.268	3.000

## Wide Contour Straight and Bent Attachments



Chain Size	Pitch	D	Hw	K	Lw	Sw	T	W	X
	mm in	mm in	mm in	mm in	mm in	mm in	mm in	mm in	mm in
06B	9.53	3.50	6.50	13.50	17.72	1.30	1.30	27.00	19.04
	0.375	0.138	0.256	0.531	0.698	0.051	0.051	1.063	0.750
08B	12.70	4.50	8.90	18.90	23.30	1.60	1.60	36.40	25.40
	0.500	0.177	0.350	0.744	3.000	0.063	0.063	1.433	1.000
10B	15.88	5.30	10.31	22.95	29.58	1.70	1.70	44.60	31.96
	0.625	0.209	0.406	0.904	1.165	0.067	0.067	1.756	1.258
12B	19.05	6.40	13.46	28.60	34.05	1.85	1.85	52.20	39.10
	0.750	0.252	0.530	1.126	1.341	0.073	0.073	2.055	1.539
16B	25.40	6.40	15.88	34.00	46.40	3.10	3.10	72.60	50.80
	1.000	0.252	0.625	1.339	1.827	0.122	0.122	2.858	2.000
20B	31.75	8.40	19.80	45.70	58.10	3.50	3.50	85.50	64.30
	1.250	0.331	0.780	1.799	2.287	0.138	0.138	3.366	2.531
24B	38.10	10.50	26.70	69.55	71.40	4.80	4.80	108.40	76.20
	1.500	0.413	1.051	2.738	2.811	0.189	0.189	4.268	3.000



Diamond Chain Company is the recognized world leader in the design and manufacture of high-quality, high-performance roller chain. Since 1890, Diamond Chain has produced a extended range of precision roller chains for a wide variety of industries and applications.

Please contact your sales or customer service representative for further information.

Order No. E0424-GB | Timken® is a registered trademark of The Timken Company. | © 2022 The Timken Company | Printed in Europe.

# TIMKEN

The Timken team applies their know-how to improve the reliability and performance of machinery in diverse markets worldwide. The company designs, makes and markets bearings, gear drives, automated lubrication systems, belts, brakes, clutches, chain, couplings, linear motion products and related power transmission rebuild and repair services.

**Stronger. By Design.**

[www.timken.com](http://www.timken.com)